

Scaled data based on original data using
LM-79-08 Approved Method: Electrical and Photometric Measurements of Solid-
State Lighting Products

Test Report Prepared for
Cooper Lighting Solutions
(formerly Eaton)

Brand: McGRAW-EDISON

Report Number: P146458

Luminaire Tested: **CNC-E01-LED-E1-T2-8030**

Issue Date: 3/3/2020

Test Information

Test Method: LM-79-08
Report Number: P146458
REPORT IS SCALED FROM IESNA LM-79-08 TEST DATA (P33694)
Test Lab: INNOVATION CENTER-P3
Issue Date: 3/3/2020
Manufacturer: COOPER LIGHTING SOLUTIONS (FORMERLY EATON)
Product Line: MCGRAW-EDISON
Catalog Number: CNC-E01-LED-E1-T2-8030
Description: CONCISE LED LUMINAIRE
(1) LIGHTBARS WITH AccuLED OPTICS - TYPE 2
Light Source: (21) 3000K CCT, 80 CRI LEDs
Ballast/Driver: -

Summary

Lumens per Lamp: N/A
Luminaire Lumens: 2530.8 lumens
Efficiency: N/A
Efficacy: 102.5 lumens/watt
Luminous Opening: Rectangular (W 0.17' x L: 1' x H: 0')
IES Classification: Type II - Short - Semi-Cutoff
BUG Rating: B1 - U0 - G1

Input Watts (W): 24.7
Input Voltage (V): NR
Input Current (Ain): NR
Voltage Rise (V): NR
Power Factor: NR
Total Harmonic Distortion (THDi): NR
Frequency (hertz): 60
Stabilization Time: NR
Operation Time: NR
Ambient Temperature (°C): NR
Test Distance: 25 FT

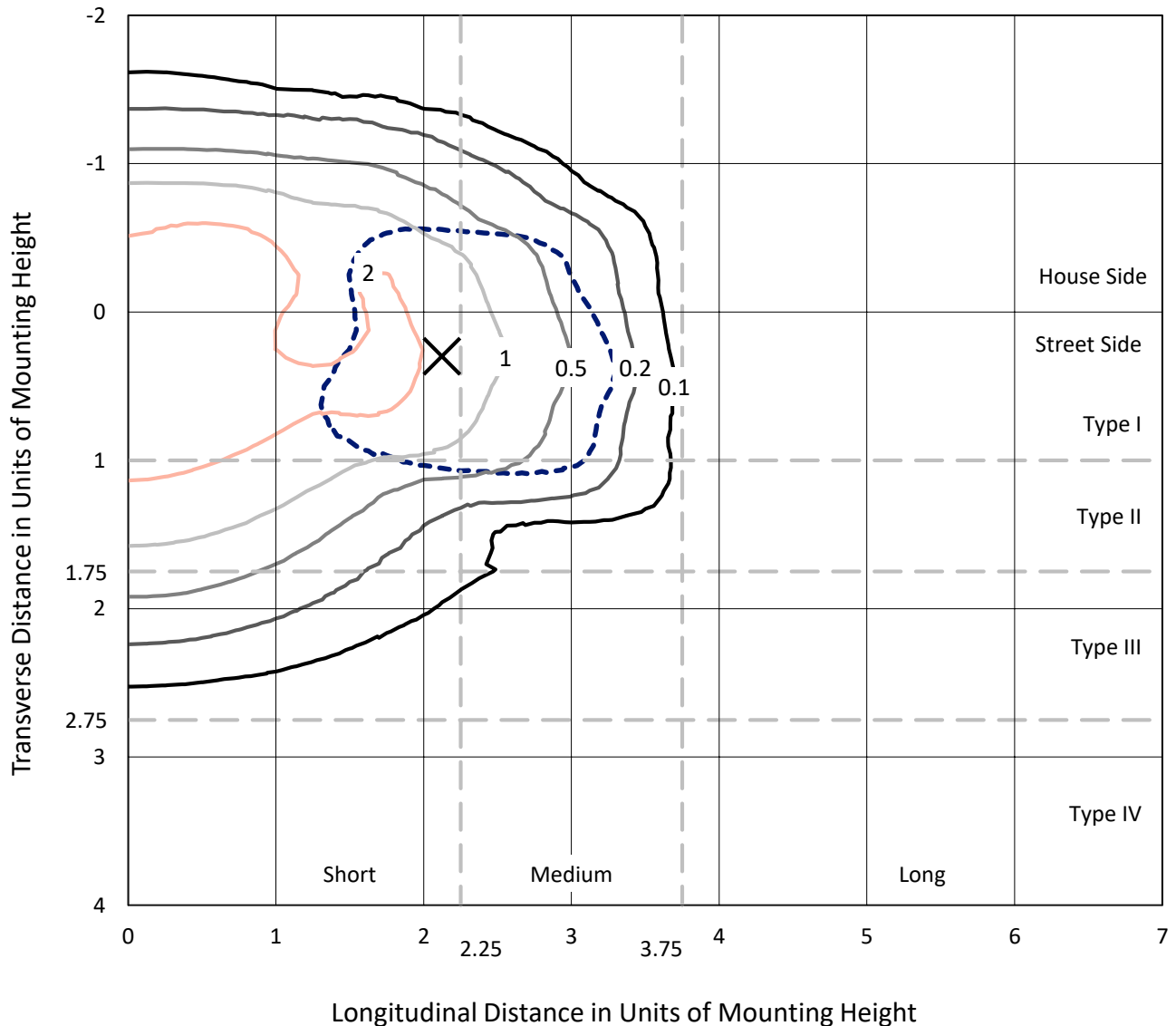


REPORT NUMBER: P146458

CATALOG NUMBER: CNC-E01-LED-E1-T2-8030

Iso-Footcandle Lines of Horizontal Illumination

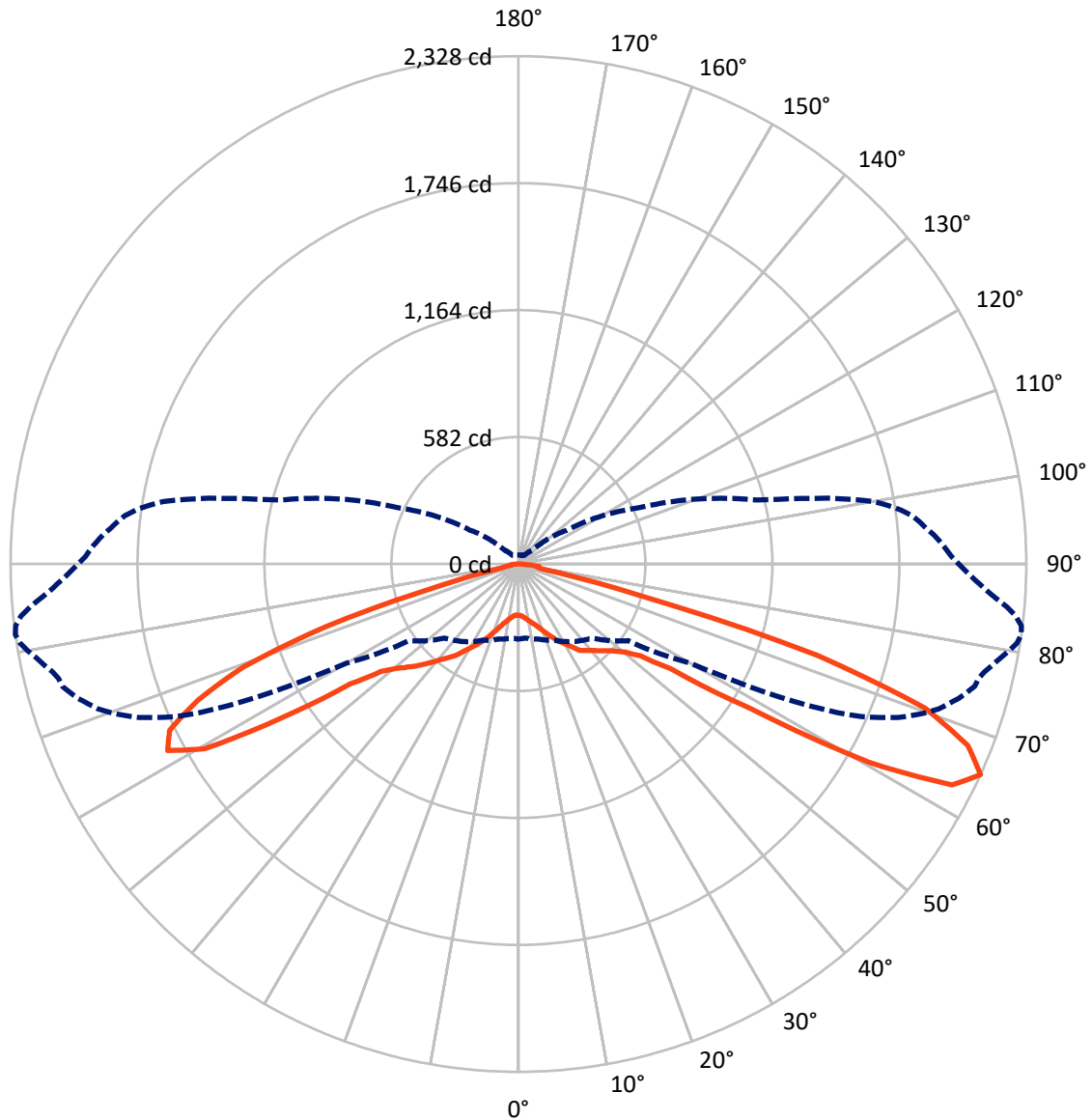
× Max cd
 - - - 1/2 Max cd



Based on 10 foot mounting height. Maximum calculated value = 3 fc
 Type II - Short - Semi-Cutoff

REPORT NUMBER: P146458
CATALOG NUMBER: CNC-E01-LED-E1-T2-8030

Luminous Intensity Polar Plot



— Vertical Plane Through 82-Deg Lateral - - - Horizontal Cone Through 65-Deg Vertical

REPORT NUMBER: P146458

CATALOG NUMBER: CNC-E01-LED-E1-T2-8030

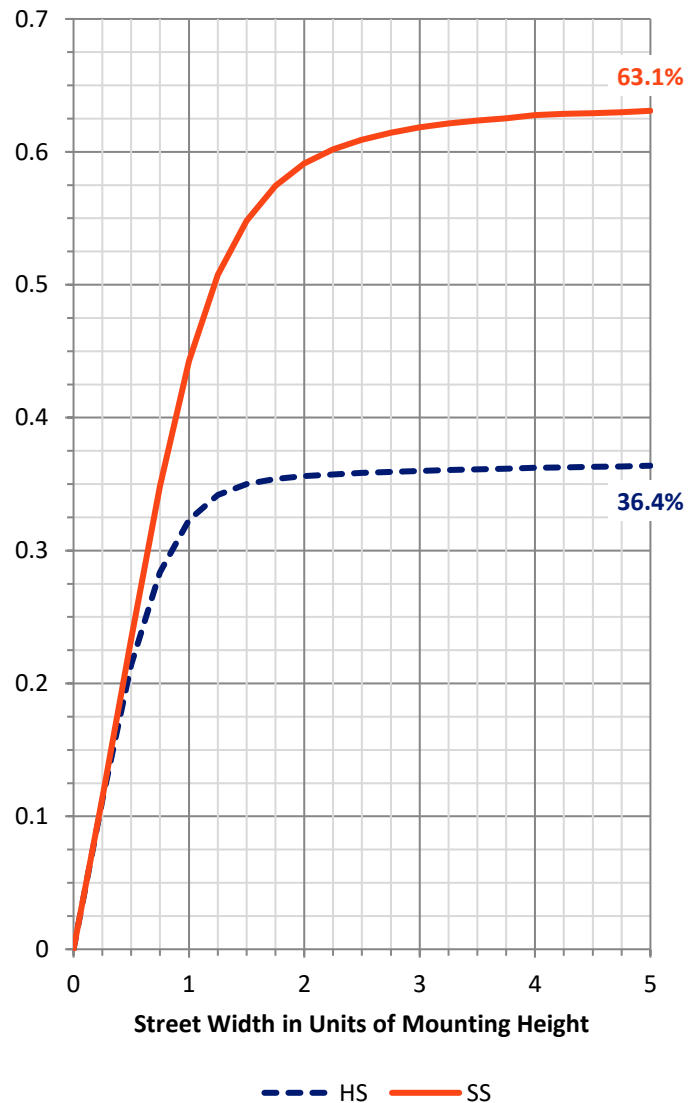
FLUX DISTRIBUTION:

		Downward	Upward	Total
House Side	Lumens	931.6	0.0	931.6
	% Fixture	36.8	0.0	36.8
Street Side	Lumens	1599.2	0.0	1599.2
	% Fixture	63.2	0.0	63.2
Total	Lumens	2530.8	0.0	2530.8
	% Fixture	100.0	0.0	100.0

Coefficient of Utilization

ZONAL LUMENS:

Zone	Lumens	% Fixture
0°-10°	23.8	0.9
10°-20°	83.8	3.3
20°-30°	166.2	6.6
30°-40°	283.6	11.2
40°-50°	425.3	16.8
50°-60°	592.0	23.4
60°-70°	680.2	26.9
70°-80°	234.7	9.3
80°-90°	41.0	1.6
90°-100°	0.0	0.0
100°-110°	0.0	0.0
110°-120°	0.0	0.0
120°-130°	0.0	0.0
130°-140°	0.0	0.0
140°-150°	0.0	0.0
150°-160°	0.0	0.0
160°-170°	0.0	0.0
170°-180°	0.0	0.0
0°-90°	2530.8	100.0
0°-180°	2530.8	100.0



REPORT NUMBER: P146458

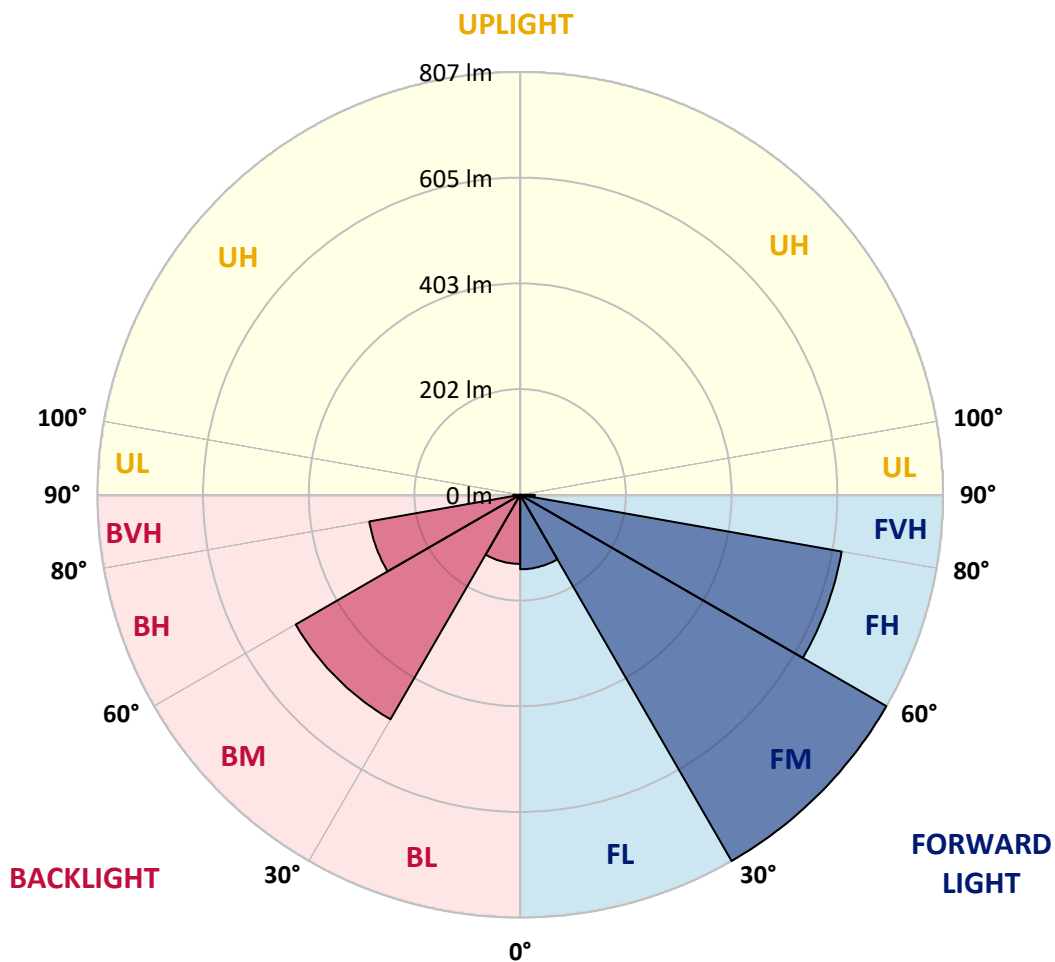
CATALOG NUMBER: CNC-E01-LED-E1-T2-8030

LUMINAIRE CLASSIFICATION SYSTEM LUMEN TABLE AND BUG RATING:

Zone		Lumens	% Fixture	Zone Rating/Lumen Limit		
				B	U	G
FL	(0°-30°)	142.1	5.6			
FM	(30°-60°)	806.6	31.9			
FH	(60°-80°)	622.7	24.6			G0/660
FVH	(80°-90°)	27.9	1.1			G1/100
BL	(0°-30°)	131.8	5.2	B1/500		
BM	(30°-60°)	494.4	19.5	B1/1000		
BH	(60°-80°)	292.2	11.5	B1/500		G1/500
BVH	(80°-90°)	13.2	0.5			G1/100
UL	(90°-100°)	0.0	0.0		U0/0	
UH	(100°-180°)	0.0	0.0		U0/0	

BUG Rating: B1-U0-G1

Type II Short





REPORT NUMBER: P146458

CATALOG NUMBER: CNC-E01-LED-E1-T2-8030

CANDELA DISTRIBUTION (FULL):

	0°	5°	15°	25°	35°	45°	55°	60°	61°	62°	64°
0°	234.5	234.5	234.5	234.5	234.5	234.5	234.5	234.5	234.5	234.5	234.5
2.5°	247.5	247.3	247.1	246.4	246.1	244.8	243.4	242.6	241.9	242.2	241.2
5°	261.8	261.8	261.1	260.3	259.3	257.4	254.0	252.4	252.0	252.0	250.8
7.5°	276.5	277.5	275.6	275.0	273.3	270.4	266.5	264.3	263.7	263.7	262.6
10°	295.1	294.6	292.5	291.2	287.8	283.9	278.7	276.2	275.1	276.0	274.3
12.5°	314.6	314.5	311.4	308.9	304.2	297.9	291.0	287.6	287.0	287.0	285.9
15°	334.6	334.7	331.4	326.6	319.2	310.8	303.0	299.8	298.9	298.6	297.4
17.5°	349.7	351.4	348.1	342.0	332.9	323.6	315.3	312.1	311.9	311.6	310.3
20°	358.4	358.7	356.8	352.5	344.3	335.4	329.7	328.1	328.0	328.1	328.5
22.5°	358.0	358.5	357.9	356.2	350.9	346.0	345.4	346.2	346.7	346.2	347.4
25°	355.3	356.0	356.0	356.8	355.5	357.2	362.6	364.9	365.1	365.4	368.0
27.5°	361.2	361.9	361.7	363.3	364.4	370.3	380.1	384.4	384.9	386.0	388.4
30°	388.6	388.7	385.7	385.5	386.7	391.4	401.4	406.3	405.8	408.2	409.7
32.5°	431.8	433.1	430.1	426.9	426.4	427.1	428.9	432.3	431.8	433.0	435.0
35°	481.1	481.2	479.6	481.4	482.4	477.9	469.1	468.2	465.5	466.1	466.7
37.5°	526.3	527.5	530.7	542.5	549.3	538.1	520.9	510.1	508.4	507.6	501.7
40°	568.7	574.6	582.4	597.7	607.0	611.0	586.6	564.8	558.9	556.5	547.2
42.5°	618.3	621.3	630.5	648.0	660.3	678.7	662.4	638.4	631.5	621.3	609.7
45°	660.3	662.4	668.1	683.0	708.8	739.5	741.4	724.7	719.2	709.1	692.1
47.5°	688.5	688.4	692.6	707.1	740.7	787.6	815.5	814.8	808.5	805.0	790.5
50°	699.5	699.3	702.0	718.2	754.9	816.3	877.8	898.9	898.7	900.0	892.6
52.5°	701.5	701.4	701.7	714.7	752.0	826.3	922.7	972.4	979.7	988.8	997.1
55°	686.3	688.0	691.7	705.4	741.2	822.2	955.9	1041.5	1058.9	1077.4	1107.5
57.5°	651.2	654.4	667.3	691.7	729.7	812.3	979.0	1126.9	1162.2	1207.1	1288.4
60°	600.9	603.8	621.5	653.9	696.3	768.9	952.2	1162.7	1229.7	1307.7	1474.5
62.5°	512.0	520.1	529.5	552.5	596.9	655.3	831.7	1102.3	1206.1	1320.5	1550.1
65°	343.8	340.5	356.2	385.4	434.1	479.6	612.7	909.1	1040.5	1198.0	1482.0
67.5°	212.9	213.4	224.0	252.5	289.3	324.6	388.4	579.5	696.0	845.7	1187.3
70°	175.9	177.9	186.5	213.0	244.4	284.3	288.3	307.2	359.4	431.8	733.4
72.5°	139.6	140.4	149.2	171.3	215.7	270.4	342.3	233.4	229.4	240.4	372.0
75°	86.6	87.3	91.7	105.8	139.9	210.7	376.9	268.4	251.5	237.3	239.7
77.5°	44.7	46.1	48.4	54.9	73.4	117.7	296.7	340.3	321.1	301.8	264.2
80°	25.3	25.3	27.5	29.0	34.8	47.9	150.9	368.3	402.4	410.7	368.8
82.5°	11.3	12.7	17.0	18.2	19.9	21.9	50.0	221.3	307.0	383.5	474.0
85°	6.8	6.6	10.8	11.8	12.3	10.5	18.7	90.3	143.5	210.0	314.1
87.5°	2.7	2.9	4.6	4.9	5.7	4.2	7.1	19.4	28.5	41.4	58.4
90°	0.0	0.0	0.0	0.0	0.0	0.0	0.0	0.0	0.0	0.0	0.0



REPORT NUMBER: P146458

CATALOG NUMBER: CNC-E01-LED-E1-T2-8030

CANDELA DISTRIBUTION (continued):

	65°	66°	67°	68°	69°	70°	71°	72°	73°	74°	75°
0°	234.5	234.5	234.5	234.5	234.5	234.5	234.5	234.5	234.5	234.5	234.5
2.5°	241.0	241.0	240.9	240.7	240.5	240.0	239.9	239.5	239.4	238.8	238.7
5°	250.7	250.2	250.0	249.7	249.5	248.8	248.8	248.1	247.6	247.0	246.8
7.5°	262.1	261.5	261.0	260.6	260.5	259.3	259.3	258.3	258.1	257.2	256.9
10°	273.8	273.3	272.6	272.3	272.1	271.4	270.8	270.1	269.6	269.1	268.4
12.5°	285.4	284.4	284.1	283.6	283.2	282.7	282.6	281.0	281.0	280.5	279.9
15°	296.7	296.6	295.4	295.2	294.9	295.1	294.0	294.2	293.7	292.9	292.5
17.5°	310.6	309.4	309.9	309.1	309.2	308.9	308.6	308.4	308.7	308.6	308.9
20°	327.8	327.5	328.0	326.8	328.0	328.1	327.8	328.7	328.3	328.7	327.6
22.5°	348.2	347.0	347.0	347.9	348.4	349.9	349.1	349.7	350.4	350.9	350.3
25°	368.8	368.5	369.2	369.8	370.8	372.2	371.9	372.0	373.4	374.2	374.4
27.5°	389.8	389.8	391.8	391.8	393.1	394.7	395.2	395.8	396.8	398.0	398.0
30°	411.4	411.4	413.2	414.9	415.6	417.4	418.5	419.5	421.3	421.7	423.2
32.5°	436.0	436.5	438.4	439.4	440.9	443.1	443.4	444.6	446.8	447.5	448.7
35°	468.1	466.4	468.1	469.9	470.8	470.1	473.8	475.3	476.9	477.7	479.2
37.5°	501.2	498.3	498.5	498.1	496.1	497.3	497.3	496.9	498.0	497.8	498.5
40°	543.0	538.0	536.4	533.2	528.8	526.5	523.9	523.6	521.1	522.1	520.2
42.5°	600.4	592.8	588.8	578.8	573.4	567.0	560.7	555.3	552.5	549.3	546.9
45°	679.2	670.3	660.5	644.5	635.2	622.4	614.1	601.8	593.5	586.6	581.7
47.5°	778.2	763.1	755.2	740.2	724.0	704.6	686.8	669.6	655.6	640.4	628.4
50°	893.1	874.4	868.1	848.2	839.1	817.3	798.4	777.1	755.2	732.2	710.3
52.5°	994.9	992.7	995.2	981.9	981.6	970.6	949.7	924.8	904.4	881.3	852.4
55°	1116.9	1138.7	1143.4	1141.6	1151.5	1151.2	1149.2	1146.6	1130.4	1097.7	1087.7
57.5°	1332.3	1356.8	1392.9	1409.3	1445.4	1449.6	1483.1	1470.1	1494.9	1488.1	1492.7
60°	1551.6	1626.7	1695.2	1747.4	1798.0	1844.1	1900.5	1924.6	1942.7	1970.9	2000.6
62.5°	1649.7	1744.4	1826.1	1900.3	1963.3	2021.7	2070.1	2116.1	2152.2	2184.6	2209.6
65°	1610.0	1719.9	1799.6	1877.0	1935.8	1990.1	2038.2	2072.7	2108.6	2138.0	2164.5
67.5°	1340.4	1486.8	1590.8	1678.7	1752.5	1814.4	1864.4	1911.8	1937.3	1969.4	1983.7
70°	887.9	1075.6	1222.6	1341.4	1458.4	1528.6	1587.9	1643.1	1672.1	1698.1	1714.1
72.5°	487.7	615.9	772.9	914.2	1026.6	1118.8	1187.8	1240.2	1270.0	1292.3	1269.2
75°	276.3	339.6	416.4	494.6	579.8	644.8	663.0	685.3	690.6	679.1	649.4
77.5°	254.0	254.0	254.2	252.4	256.1	260.6	257.9	253.4	232.8	228.2	221.8
80°	330.3	294.4	255.9	210.2	171.3	144.5	136.2	136.9	143.5	156.3	170.5
82.5°	468.2	432.8	377.3	307.6	244.8	192.1	157.5	141.6	141.5	154.3	172.7
85°	341.5	344.3	332.0	293.7	234.3	184.5	149.0	114.4	103.3	103.3	102.0
87.5°	59.8	61.6	53.2	47.6	33.3	23.5	21.1	18.6	18.4	19.1	17.6
90°	0.0	0.0	0.0	0.0	0.0	0.0	0.0	0.0	0.0	0.0	0.0



REPORT NUMBER: P146458

CATALOG NUMBER: CNC-E01-LED-E1-T2-8030

CANDELA DISTRIBUTION (continued):

	76°	77°	78°	79°	80°	81°	82°	83°	84°	85°	86°
0°	234.5	234.5	234.5	234.5	234.5	234.5	234.5	234.5	234.5	234.5	234.5
2.5°	238.7	238.3	238.0	237.8	237.8	237.5	237.5	237.2	237.3	237.2	236.7
5°	246.4	246.3	245.8	244.9	244.8	244.1	244.3	243.6	243.6	243.2	242.4
7.5°	256.2	255.9	255.6	254.9	254.2	254.2	253.0	253.0	252.2	251.8	251.2
10°	267.9	266.9	266.4	265.7	265.5	265.4	264.2	264.2	263.2	263.0	262.5
12.5°	279.4	278.7	278.2	277.8	277.0	276.8	276.3	275.8	275.3	275.0	274.8
15°	291.9	291.5	291.0	291.0	291.0	290.2	289.7	289.3	289.3	288.8	289.2
17.5°	308.1	308.6	307.9	307.6	307.0	307.9	307.0	307.0	307.6	307.6	306.4
20°	328.1	328.8	328.1	328.3	328.0	328.1	328.3	328.7	329.3	328.1	328.3
22.5°	350.4	350.6	351.1	350.6	351.4	350.9	351.9	352.8	352.6	352.3	352.5
25°	374.7	374.2	374.4	375.9	377.1	376.8	376.9	378.3	377.9	377.6	377.8
27.5°	399.4	399.0	399.5	400.9	402.2	402.1	401.7	402.8	402.8	401.9	402.2
30°	423.9	424.4	425.2	425.2	425.9	426.6	426.0	427.2	427.4	426.7	427.6
32.5°	449.7	450.7	450.4	452.7	452.7	452.9	453.4	453.2	454.9	453.6	454.1
35°	480.7	481.1	483.1	484.8	485.8	486.6	486.6	487.2	488.0	487.3	488.3
37.5°	499.6	500.3	501.0	502.0	502.0	502.0	502.8	503.0	503.5	503.4	503.7
40°	520.4	520.6	520.7	520.9	521.6	521.9	521.1	522.3	521.4	521.8	522.3
42.5°	545.6	543.2	543.5	543.0	544.2	542.7	543.0	544.4	543.7	544.7	544.7
45°	574.8	572.1	569.7	568.3	568.3	566.3	566.7	567.2	568.0	569.4	571.7
47.5°	618.0	608.7	604.1	599.4	597.0	594.5	595.4	595.5	595.9	598.1	604.0
50°	688.7	673.2	661.2	646.8	641.4	637.0	634.5	634.7	634.7	639.2	645.1
52.5°	825.4	796.6	768.0	743.0	721.6	711.3	699.3	696.3	696.5	700.3	704.4
55°	1061.6	1021.9	991.7	936.2	919.3	871.8	846.9	832.5	821.4	826.8	832.7
57.5°	1485.3	1448.6	1424.7	1358.3	1297.9	1280.7	1239.7	1206.4	1192.7	1176.9	1177.9
60°	2005.0	1986.1	1980.0	1941.2	1919.4	1851.7	1846.3	1804.3	1764.6	1730.4	1744.4
62.5°	2228.8	2237.6	2244.7	2258.4	2263.6	2257.2	2230.0	2211.4	2178.8	2133.9	2106.4
65°	2172.3	2192.4	2222.6	2251.1	2285.2	2313.5	2327.6	2322.2	2292.8	2246.5	2188.8
67.5°	1994.0	2014.4	2040.4	2076.6	2128.7	2183.9	2222.4	2246.9	2223.6	2181.9	2123.1
70°	1713.3	1733.2	1734.1	1784.5	1840.7	1910.3	1978.5	2004.1	1977.6	1949.8	1900.7
72.5°	1283.2	1271.2	1282.4	1291.6	1323.7	1367.6	1433.8	1430.9	1390.4	1368.8	1293.3
75°	603.1	595.0	583.2	575.4	568.0	552.5	559.9	528.2	517.2	521.6	456.4
77.5°	216.9	205.8	187.9	170.5	148.5	123.1	103.8	91.2	84.9	85.1	81.2
80°	182.0	187.4	184.8	167.6	143.0	116.3	87.1	66.0	56.4	52.3	49.8
82.5°	197.3	224.5	238.0	227.4	192.1	147.9	95.2	57.6	42.2	36.1	34.6
85°	109.4	109.6	106.2	101.4	90.0	61.8	41.2	27.3	21.9	19.6	18.9
87.5°	18.6	17.7	17.7	16.5	14.5	14.2	12.7	12.0	10.6	9.8	9.5
90°	0.0	0.0	0.0	0.0	0.0	0.0	0.0	0.0	0.0	0.0	0.0



REPORT NUMBER: P146458

CATALOG NUMBER: CNC-E01-LED-E1-T2-8030

CANDELA DISTRIBUTION (continued):

	87°	88°	89°	90°	91°	92°	93°	94°	95°	96°	97°
0°	234.5	234.5	234.5	234.5	234.5	234.5	234.5	234.5	234.5	234.5	234.5
2.5°	236.1	235.8	235.6	235.5	235.5	235.3	235.3	235.0	234.6	234.5	234.3
5°	241.6	241.2	240.9	240.5	240.5	240.2	239.9	239.5	239.0	238.2	238.0
7.5°	250.7	250.0	250.0	248.8	248.8	248.1	247.6	247.6	247.0	245.6	245.4
10°	262.0	260.8	260.3	259.6	259.3	258.6	258.6	257.9	257.6	257.1	255.4
12.5°	274.1	273.3	272.9	272.1	271.6	271.6	271.3	270.1	270.9	269.7	268.9
15°	288.8	288.6	287.1	287.6	287.5	287.3	287.5	286.5	286.3	286.3	285.3
17.5°	307.2	305.9	306.0	306.0	306.4	306.4	305.0	305.7	305.9	305.5	305.2
20°	328.8	328.3	328.8	327.8	328.8	328.8	329.5	329.3	329.5	329.8	329.8
22.5°	351.9	353.3	353.5	353.8	352.6	354.6	354.6	355.0	355.8	355.8	356.2
25°	380.0	379.3	378.4	379.6	380.0	381.3	381.7	381.7	383.0	383.0	383.5
27.5°	403.3	403.9	403.8	404.4	404.1	406.0	406.6	408.7	408.2	409.2	410.5
30°	427.2	428.6	427.9	428.1	428.9	430.1	431.4	433.5	433.8	436.5	437.2
32.5°	454.9	455.9	456.8	457.1	457.1	459.1	461.3	462.0	465.5	467.6	469.9
35°	490.0	490.2	490.7	491.2	490.9	493.1	495.3	495.9	499.6	500.1	505.0
37.5°	504.9	505.2	507.2	508.3	508.9	511.6	515.7	518.7	522.8	526.7	532.2
40°	523.4	525.5	527.3	528.8	531.4	535.1	541.3	544.4	550.5	557.7	563.1
42.5°	546.9	550.6	552.0	554.8	561.1	565.6	571.9	578.5	586.6	595.4	601.8
45°	574.8	578.3	583.4	586.6	593.8	601.1	611.0	616.8	625.1	635.2	642.3
47.5°	608.5	613.4	618.5	625.1	633.7	641.3	651.2	658.7	666.9	675.2	683.0
50°	650.5	657.8	664.6	671.5	683.0	689.4	699.2	706.9	714.7	723.0	730.1
52.5°	707.1	718.1	726.7	731.4	746.9	753.3	765.3	770.7	777.1	784.6	793.7
55°	830.5	847.5	862.1	870.5	894.1	902.6	918.1	926.0	921.6	931.1	947.5
57.5°	1187.3	1208.3	1225.6	1237.1	1261.3	1273.1	1273.9	1303.6	1286.1	1303.5	1306.0
60°	1707.1	1723.6	1719.4	1719.5	1712.0	1701.0	1722.1	1690.0	1703.5	1704.4	1674.1
62.5°	2055.6	2030.3	2018.5	1998.9	1976.1	1958.6	1946.6	1920.8	1900.2	1883.8	1851.9
65°	2137.7	2093.8	2054.9	2018.3	1984.7	1961.4	1936.1	1908.4	1876.2	1849.0	1818.0
67.5°	2058.3	1996.9	1939.3	1891.0	1845.1	1814.4	1777.8	1751.4	1710.9	1675.2	1651.5
70°	1828.3	1743.2	1676.0	1645.1	1599.5	1533.5	1498.6	1465.7	1440.9	1408.5	1394.1
72.5°	1282.5	1177.5	1125.7	1127.7	1081.5	1034.2	1035.4	1015.3	983.2	982.2	977.3
75°	471.3	428.7	398.9	400.2	383.0	364.6	369.7	375.1	364.6	385.9	353.0
77.5°	74.9	72.9	72.2	70.7	67.0	69.7	67.9	71.4	71.9	75.8	76.1
80°	47.8	45.7	45.2	44.4	44.2	44.2	43.9	43.9	43.9	44.1	43.7
82.5°	31.9	30.7	30.6	30.0	30.9	31.1	31.2	32.6	33.8	34.1	35.4
85°	17.4	16.5	16.5	16.2	16.9	17.0	18.6	20.4	22.8	23.8	26.0
87.5°	8.8	9.3	9.1	9.5	10.0	11.1	12.3	13.5	14.9	16.7	18.2
90°	0.0	0.0	0.0	0.0	0.0	0.0	0.0	0.0	0.0	0.0	0.0



REPORT NUMBER: P146458

CATALOG NUMBER: CNC-E01-LED-E1-T2-8030

CANDELA DISTRIBUTION (continued):

	98°	99°	100°	101°	102°	103°	104°	105°	115°	125°	135°
0°	234.5	234.5	234.5	234.5	234.5	234.5	234.5	234.5	234.5	234.5	234.5
2.5°	234.0	233.8	233.8	233.4	233.4	233.3	232.9	232.6	231.1	229.2	228.0
5°	237.5	237.2	237.0	236.7	236.1	236.1	235.6	235.0	232.1	229.1	227.2
7.5°	244.8	244.6	244.1	243.4	242.7	242.1	241.7	241.4	237.0	234.1	232.8
10°	255.2	255.1	253.9	253.7	252.7	252.9	252.0	251.3	248.5	245.3	243.4
12.5°	268.6	269.2	268.6	267.0	267.4	266.9	266.0	265.2	262.6	260.1	257.2
15°	285.1	284.3	283.6	284.9	283.7	283.6	284.1	284.3	281.2	278.5	274.5
17.5°	305.7	305.7	305.4	305.7	305.0	305.5	305.2	305.5	304.2	300.5	294.6
20°	329.2	330.5	330.5	330.0	329.8	330.8	331.4	329.5	329.8	326.6	316.0
22.5°	356.5	357.5	357.9	357.3	357.5	358.9	359.7	358.4	361.4	356.2	339.8
25°	384.7	386.2	385.5	385.7	387.1	388.6	390.1	388.7	394.7	386.5	365.1
27.5°	412.5	413.9	413.6	414.6	416.8	418.8	420.5	420.0	429.8	419.1	391.8
30°	438.9	442.1	442.8	443.9	446.6	450.0	452.7	452.5	465.2	450.9	413.6
32.5°	471.3	474.8	476.2	478.7	483.9	486.3	489.7	490.0	502.7	478.7	432.0
35°	508.8	512.3	515.2	517.0	522.9	525.8	529.2	530.7	539.1	504.7	444.8
37.5°	537.8	540.8	546.4	550.3	555.5	561.3	565.1	567.0	571.7	527.0	450.7
40°	569.5	576.1	581.5	587.4	593.2	597.7	601.3	604.1	602.3	545.6	448.2
42.5°	609.7	616.6	623.9	628.9	632.0	638.1	639.7	641.8	626.6	554.0	436.7
45°	651.6	657.1	663.2	666.9	671.0	674.0	674.5	674.7	644.6	549.1	415.9
47.5°	691.9	696.6	700.9	702.9	704.9	705.1	704.2	702.9	654.3	532.6	390.9
50°	736.1	739.0	740.9	741.0	742.9	739.3	737.0	730.7	653.2	507.2	364.6
52.5°	799.8	799.1	796.7	796.6	790.7	783.9	779.5	770.6	646.3	479.9	334.2
55°	945.9	939.5	947.0	928.1	912.4	901.9	877.1	859.0	653.2	454.4	299.3
57.5°	1297.2	1275.3	1277.6	1247.1	1213.7	1151.0	1114.1	1064.1	707.6	440.2	255.2
60°	1667.7	1631.6	1597.5	1543.3	1472.3	1392.8	1321.2	1243.0	761.6	422.8	208.3
62.5°	1820.7	1774.1	1714.8	1638.4	1547.0	1448.5	1349.5	1260.4	731.9	370.5	150.1
65°	1771.4	1715.7	1652.5	1552.8	1449.1	1334.5	1226.2	1132.0	609.5	270.9	90.6
67.5°	1596.3	1548.4	1470.6	1376.4	1248.1	1133.1	1026.0	938.9	449.3	167.4	52.0
70°	1344.1	1277.8	1211.3	1120.8	985.6	877.2	777.5	700.5	285.1	82.7	38.3
72.5°	927.7	875.2	822.0	741.0	640.1	565.5	479.7	416.4	149.2	44.6	35.3
75°	361.4	355.7	349.6	312.8	278.5	223.2	196.0	176.7	62.1	38.7	34.8
77.5°	79.3	84.1	86.8	82.2	78.3	69.9	66.8	59.8	41.5	39.7	34.4
80°	43.7	43.7	43.7	44.2	43.4	43.4	42.9	42.0	38.8	39.7	33.8
82.5°	35.8	36.3	37.0	37.1	37.0	37.1	36.8	36.6	38.0	39.8	32.1
85°	27.3	29.0	30.0	31.4	32.7	33.6	33.9	34.1	34.9	37.8	28.0
87.5°	19.4	20.8	23.0	23.3	24.8	26.7	27.3	28.4	27.9	28.7	13.2
90°	0.0	0.0	0.0	0.0	0.0	0.0	0.0	0.0	0.0	0.0	0.0



REPORT NUMBER: P146458

CATALOG NUMBER: CNC-E01-LED-E1-T2-8030

CANDELA DISTRIBUTION (continued):

	145°	155°	165°	175°	180°
0°	234.5	234.5	234.5	234.5	234.5
2.5°	227.0	225.7	225.2	225.0	224.7
5°	225.7	224.8	224.2	223.7	224.0
7.5°	231.8	231.3	230.1	229.7	230.2
10°	242.6	241.4	239.7	239.9	239.7
12.5°	256.1	252.9	250.2	249.0	248.1
15°	269.9	263.7	258.1	255.6	254.5
17.5°	285.3	274.6	266.0	261.5	260.6
20°	301.5	286.8	275.6	270.2	269.4
22.5°	320.2	300.0	285.8	278.3	277.2
25°	338.4	311.8	292.9	283.7	282.2
27.5°	355.0	320.7	297.1	286.3	284.8
30°	368.8	327.8	300.6	288.3	286.6
32.5°	377.9	331.7	301.8	288.5	286.5
35°	380.8	329.2	296.7	281.4	279.7
37.5°	374.7	318.9	283.2	265.9	264.5
40°	360.9	299.8	262.0	243.9	242.2
42.5°	339.3	275.6	237.3	218.3	216.7
45°	315.3	249.8	211.2	192.1	190.6
47.5°	289.2	222.5	183.7	166.1	163.7
50°	260.5	192.8	155.6	138.4	136.2
52.5°	226.9	160.4	125.9	110.4	109.0
55°	187.5	127.8	100.3	89.0	87.6
57.5°	145.8	97.2	79.7	74.1	71.9
60°	105.8	73.9	63.5	60.8	59.6
62.5°	71.9	55.2	51.1	50.3	49.5
65°	48.8	43.2	42.0	42.2	41.7
67.5°	38.5	36.3	35.6	36.0	35.8
70°	33.8	32.1	31.9	32.2	32.1
72.5°	31.9	29.7	30.0	30.6	30.4
75°	31.1	28.7	29.4	29.7	28.9
77.5°	30.2	27.2	29.2	29.9	28.2
80°	29.0	25.8	30.6	30.2	27.0
82.5°	26.5	22.8	29.9	27.3	24.3
85°	21.6	17.0	33.6	24.1	17.7
87.5°	13.8	10.3	23.3	18.4	11.8
90°	0.0	0.0	0.0	0.0	0.0

(END OF REPORT)